

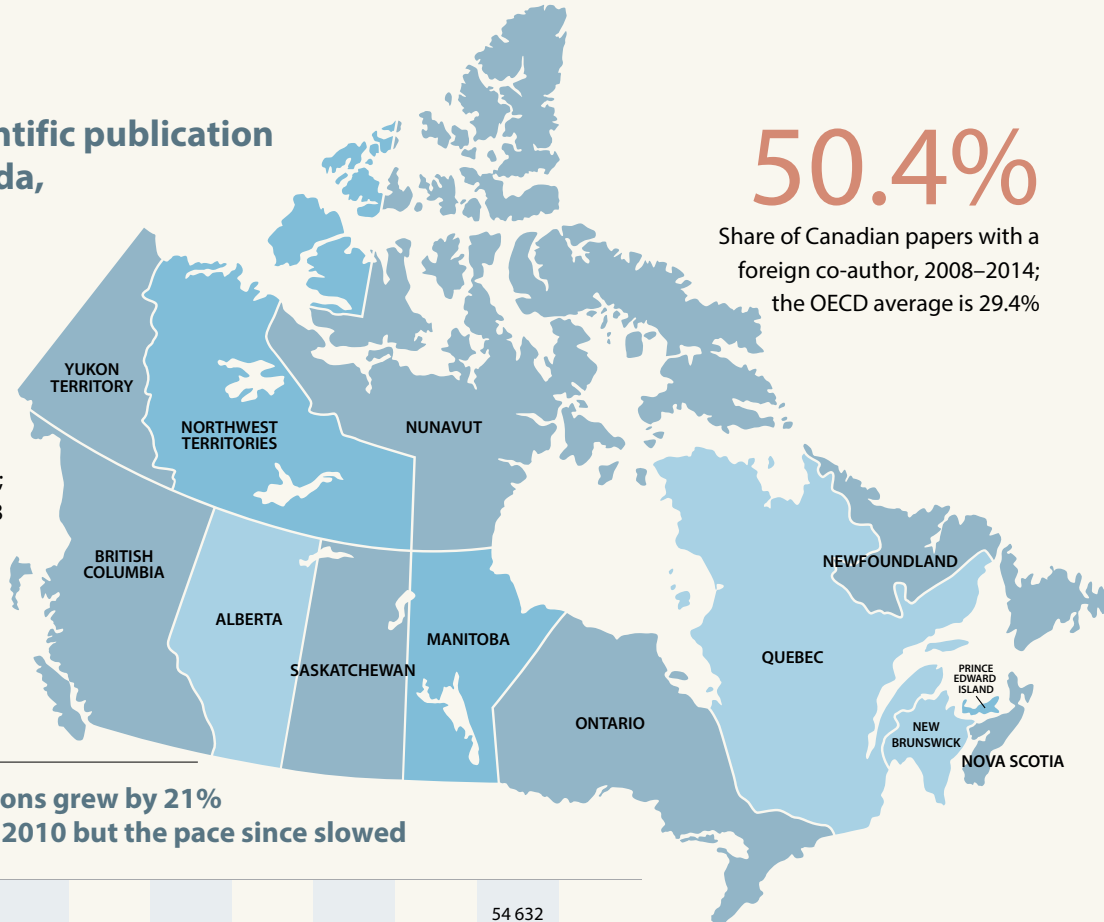
Figure 4.5: Scientific publication trends in Canada, 2005–2014

1.25

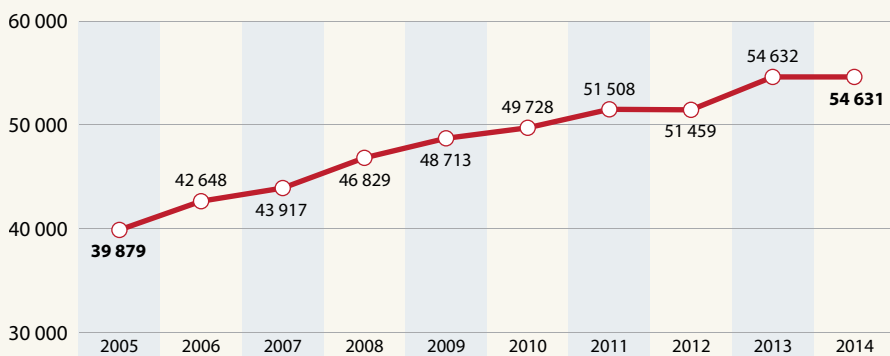
Average citation rate for Canadian publications, 2008–2012; the OECD average is 1.08

50.4%

Share of Canadian papers with a foreign co-author, 2008–2014; the OECD average is 29.4%



Canadian publications grew by 21% between 2005 and 2010 but the pace since slowed

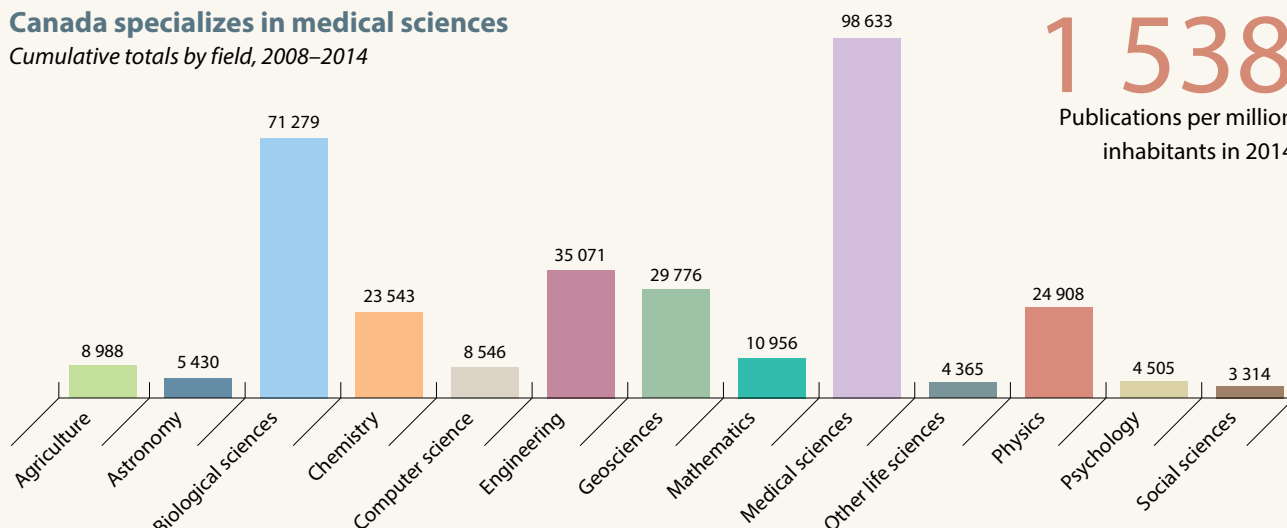


13.1%

Share of Canadian papers among 10% most-cited, 2008–2012; the OECD average is 11.2%;

Canada specializes in medical sciences

Cumulative totals by field, 2008–2014



1 538

Publications per million inhabitants in 2014

Note: Totals exclude unclassified articles.

Canada publishes most with US partners

Main foreign partners, 2008–2014 (number of papers)

	1st collaborator	2nd collaborator	3rd collaborator	4th collaborator	5th collaborator
Canada	USA (85 069)	UK (25 879)	China (19 522)	Germany (19 244)	France (18 956)

Source: Thomson Reuters' Web of Science, Science Citation Index Expanded, data treatment by Science–Metrix