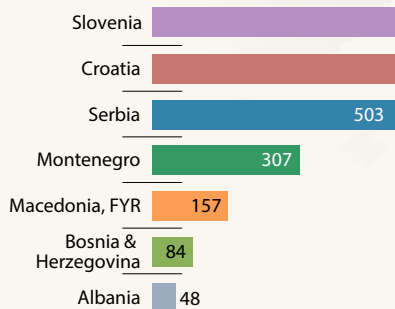


Figure 10.8: Scientific publication trends in Southeast Europe, 2005–2014

Slovenia has by far the greatest publication density

Publications per million inhabitants in 2014



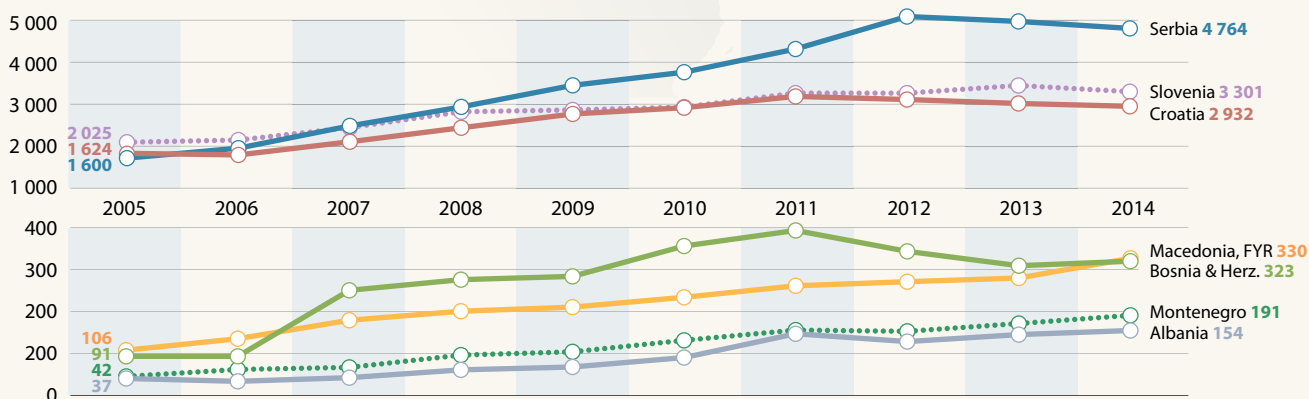
0.97

Average citation rate for Slovenia, 2008–2012; the OECD average is 1.08

0.79

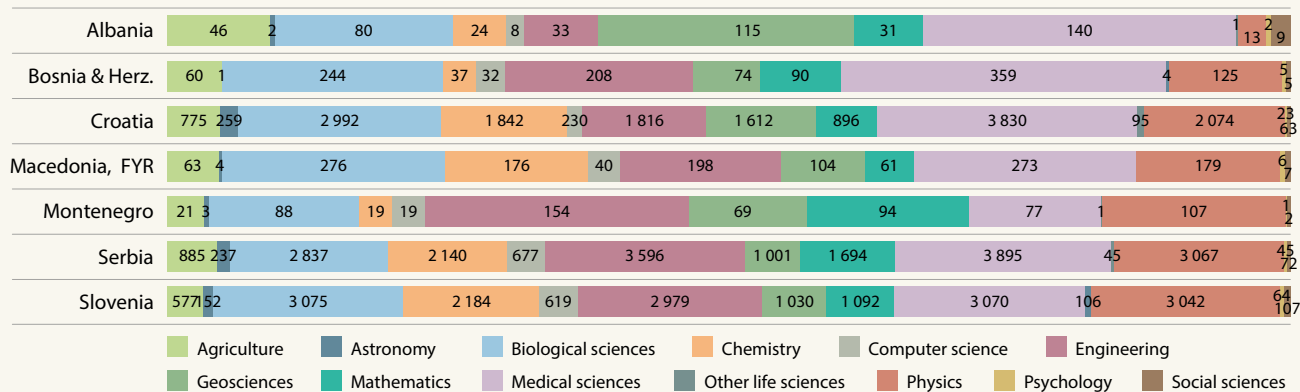
Average citation rate for the other six Southeast European countries; the OECD average is 1.08

Output has grown rapidly in all countries since 2005



Most articles concern life sciences, physics and engineering

Totals by field, 2008–2014



Note: Totals exclude unclassified articles.

The main collaborators are in Europe and the USA

Main foreign partners, 2008–2014 (number of papers)

	1st collaborator	2nd collaborator	3rd collaborator	4th collaborator	5th collaborator
Albania	Italy (144)	Germany (68)	Greece (61)	France (52)	Serbia (46)
Bosnia & Herz.	Serbia (555)	Croatia (383)	Slovenia (182)	Germany (165)	USA (141)
Croatia	Germany (2 383)	US A (2 349)	Italy (1 900)	UK (1 771)	France (1 573)
Macedonia, FYR	Serbia (243)	Germany (215)	USA (204)	Bulgaria (178)	Italy (151)
Montenegro	Serbia (411)	Italy (92)	Germany (91)	France (86)	Russia (81)
Serbia	Germany (2 240)	USA (2 149)	Italy (1 892)	UK (1 825)	France (1 518)
Slovenia	USA (2479)	Germany (2 315)	Italy (2 195)	UK (1 889)	France (1 666)

Source: Thomson Reuters' Web of Science, Science Citation Index Expanded; data treatment by Science-Metrix